

# Multi setting adaptor manual

This product is a precision instrument that uses internal electronic parts. Wrong use and the storage method may damage the product. Not only will this cause the breakdown, but also cause an unexpected accident and/or danger. Please refer to the handling explanation in the manual to prevent such a situation.



**Danger** From the content to which it is assumed, danger of causing death or the serious injury may occur.

**Warning** The content where the possibility of owing the death or the serious injury is assumed, and a sudden disadvantageous accident occur at high frequency.

**Caution** The content to which it is assumed, only a possibility or a sudden disadvantageous accident that occurs may be due to troubles by usage.

**[Danger]** The battery depends on the condition used. Rechargeable alkaline batteries and the manganese batteries cannot be used.

※ There is a generation of heat or an ignition or an injury may be caused because of the liquid leakage due to charging these types of batteries.

※ If this does occur, please flush your body parts and clothes well in water when the liquid leakage occurs by any chance. Loss of one's sight may occur when the liquid is in contact with the eyes. In case of eye contact, flush with water and call a physician immediately.

**[Danger]** Do not dismantle this product and try to repair or alter it.

※ This may lead to a fire and the electric shock and the breakdown of this product. Our service department must handle repairs.

**[Danger]** This product is used to set our product from the outside by combining it with an optional controller card. Please note that it is not possible to use it for anything else.

※ Damage including the breakdown might occur when using it for the purposes other than stated regulations.

**[Warning]** If this unit has any of the following signs; smoke rising from it, gets abnormally hot, smells and the sound are heard, discontinue its use and remove the batteries at once. Also, if this unit gets wet, excessively hot, and/or the transformation of the case occurs, discontinue its use.

**[Caution]** The battery used is specified.

※ If there is a generation of heat (due to the damage of the equipment) there may be danger of ignition when the batteries other than specification are used.

**[Caution]** Do not insert any foreign objects into the terminal.

※ A short may occur and there is danger in the ignition of the unit and an injury by generation of heat, and/or a disadvantageous things may occur with the foreign object.

**[Caution]** Remove batteries when this unit is not use it for a long term.

※ The breakdown of the unit may occur because of the liquid leakage etc. of the batteries might occur when leaving it stored for a long term.

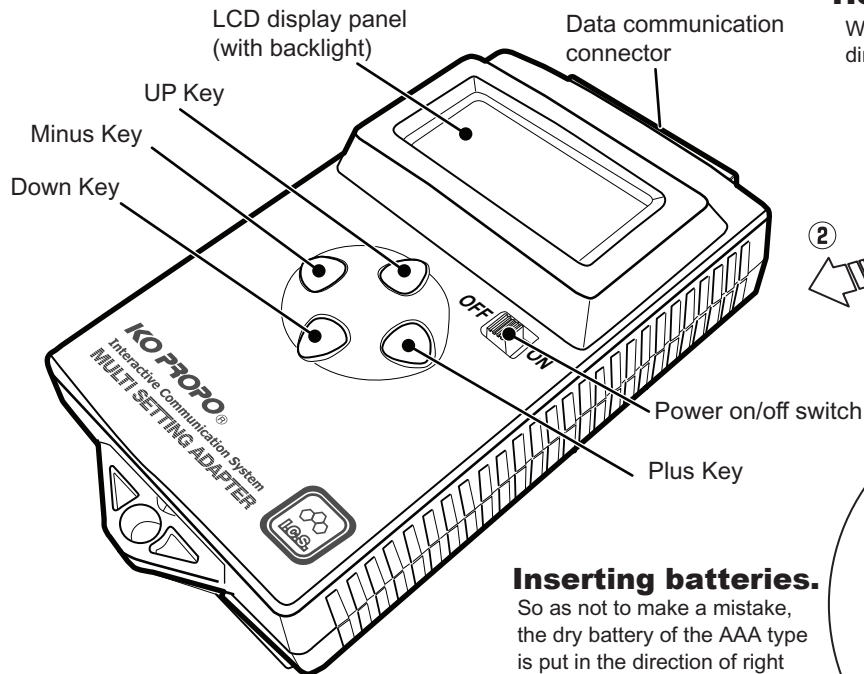
**[Caution]** Do not leave this where temperatures may damage this unit..

※ Especially, where temperatures might reach the high temperature (about 60° or more) in the trunk of a car or in the car during the midsummer etc. The transformation of the case due to heat may occur, and it is not likely that this unit may be used.

**[Caution]** Do not leave this where temperatures may damage this unit. Please note that the transformation and damage may occur because of the impact by a fall or the use of chemicals such as solvents. The main body is a case made of plastic and may not with stand these situations.

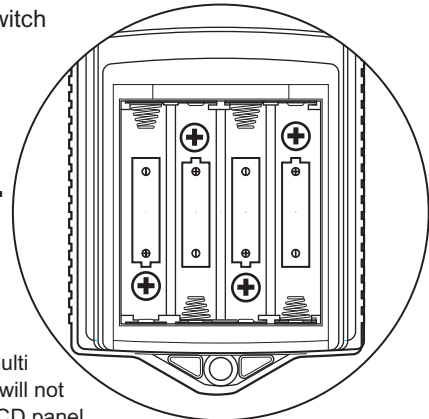
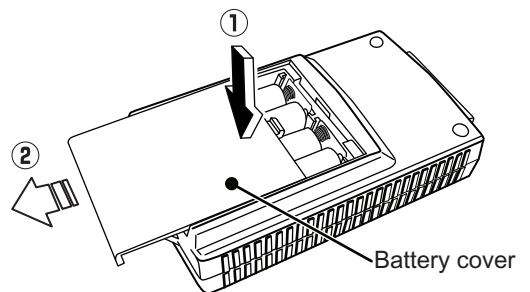
**Our company cannot assume the responsibility due to the result that this product may produce. Please acknowledge it beforehand.**

## Each part name



## How to remove battery cover

While lightly pushing the part of ①, move direction of ②.



## Inserting batteries.

So as not to make a mistake, the dry battery of the AAA type is put in the direction of right figure.

## Connection of setting card

To be able to set the equipment for **I.C.S**, you must connect the setting card with the multi setting adaptor. It is not possible to set it with the multi setting adaptor unit. Moreover, it will not operate even if each key is pushed. In that case, only "KOPROPO" is displayed in the LCD panel.

The setting card is different for hardware that is used. Buy the hardware according to the model that uses it. With the power supply turned off, connect the unit and make sure that all the connection ends are correct.

Then power supply should be turned on. Moreover, please turn off the power supply when the connection is removed.

※ Please read the operation explanation of the setting card when setting are made.

※ The data communication connector must not be touched directly by the hand etc. There is fear of the element destruction etc. by static electricity.

KO PROPO

## Troubleshooting

Please confirm the battery direction when a set content is not displayed. Even if the display doesn't appear or if the power supply is turned on. Make sure the setting card is connected and confirm the connection of the setting card.

## The main spec

**Four Power supply: AAA type dry battery x4**  
**Current consumption: About 25mA (main unit only at 6.0V)**

## When repairs are requested.

Please include the content of the usage condition when the unit has broken down, symptoms, your addresses, name, and a contact phone number(s) in writing.

## KondoKagaku co.,Ltd

116-0014 TokyoJapan 4-17-7 Higashinippori Arakawa-ku Phone:03-3807-7751

**KO PROPO®**  
 website:www.kopropro.co.jp